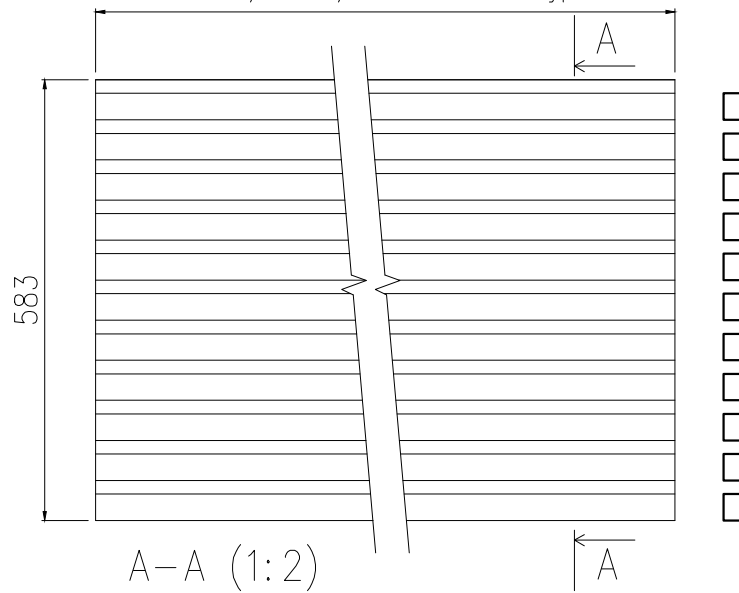
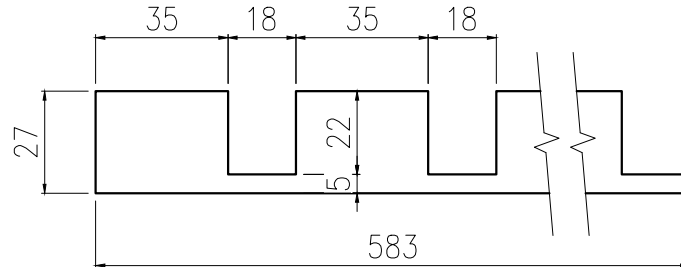


SLAT panel 35/18 (celopanel)

2500/3000/4000 – dle typu

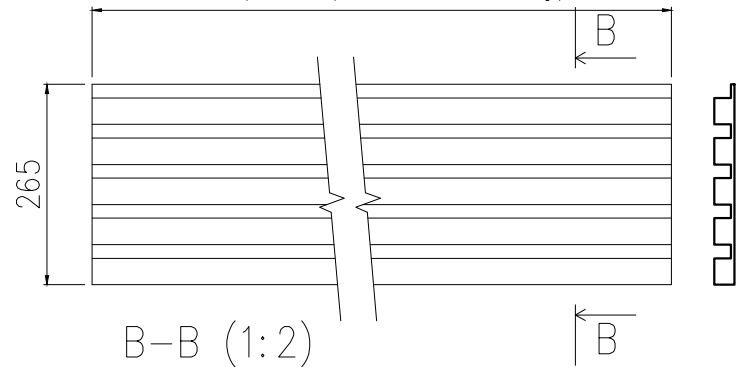


A-A (1:2)

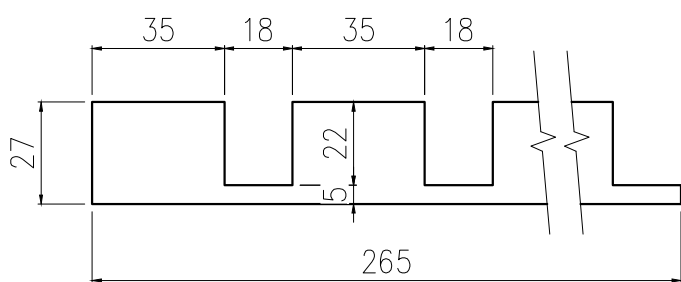


SLAT panel 35/18 (půlpanel)

2500/3000/4000 – dle typu



B-B (1:2)



Kreslil: Dominik Dlouhý

SNABYTEK®
DESIGN - STAVBA - NÁBYTEK

Projekt: SLAT PANELY

Měřítko:
1:10 (1:2)

Výkres: SLAT PANEL 35/18

Datum:
14.09.2021